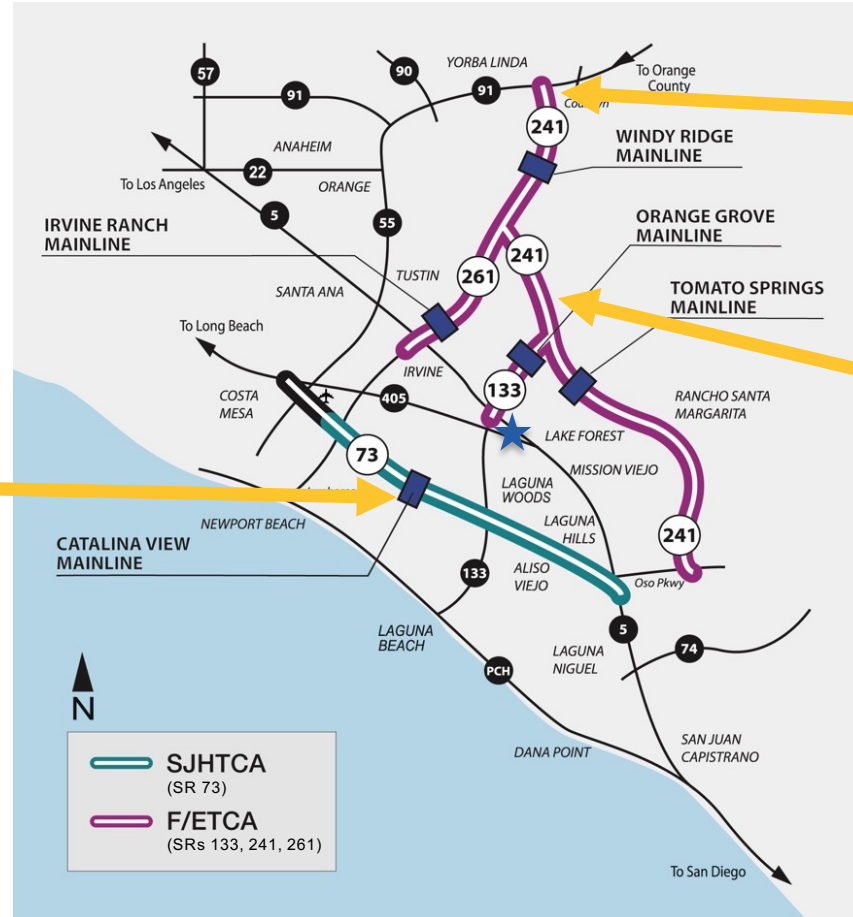




# Fiscal Year 2024 Capital Improvement Plan Project Updates

# Current Capital Projects

Transportation Corridor Agencies



**SJHTCA**  
SR 73 Catalina View  
Improvements

**F/ETCA**  
241/91 Express Connector

**F/ETCA**  
SR 241 Loma  
Improvements

# SR 73 Catalina View Improvements Project (2030)

*Transportation Corridor Agencies*

- Add one lane in each direction through Catalina View
- Purpose: operational improvements to maintain free-flow traffic conditions
- Activity: review traffic trends to determine year of need
- Delivery expected for 2030



# SR 241 Loma Improvements Project (2030)

*Transportation Corridor Agencies*

- Add one lane in each direction from 241/133 Interchange to 241/261 Interchange
- Purpose: operational improvements to maintain free flow traffic conditions
- Activity: final design process
- Delivery: approximately 2030

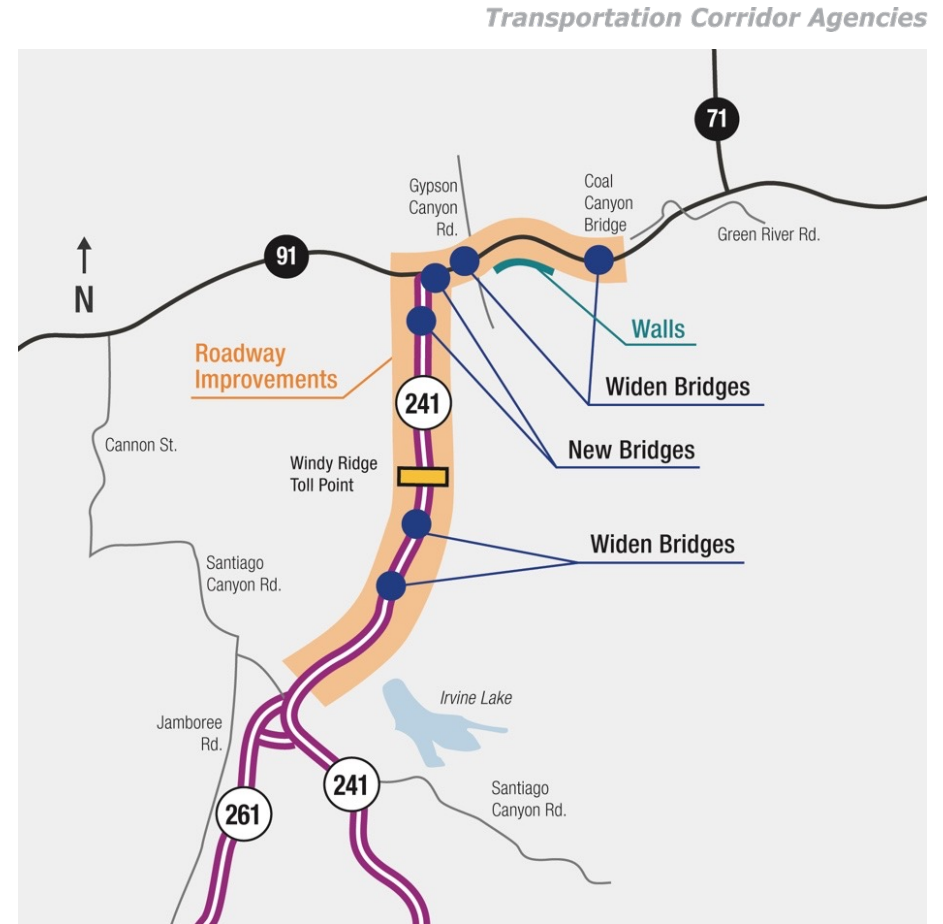




# 241/91 Express Connector

# 241/91 Express Connector Project Features

- 7 miles of roadway improvements
- 2 new bridges
- 4 bridge widenings
- 1.40 miles of retaining walls
- \$423 million cost
- **Funded 100% from TCA cash reserves**



# 2019 Term Sheet – Framework for Delivery

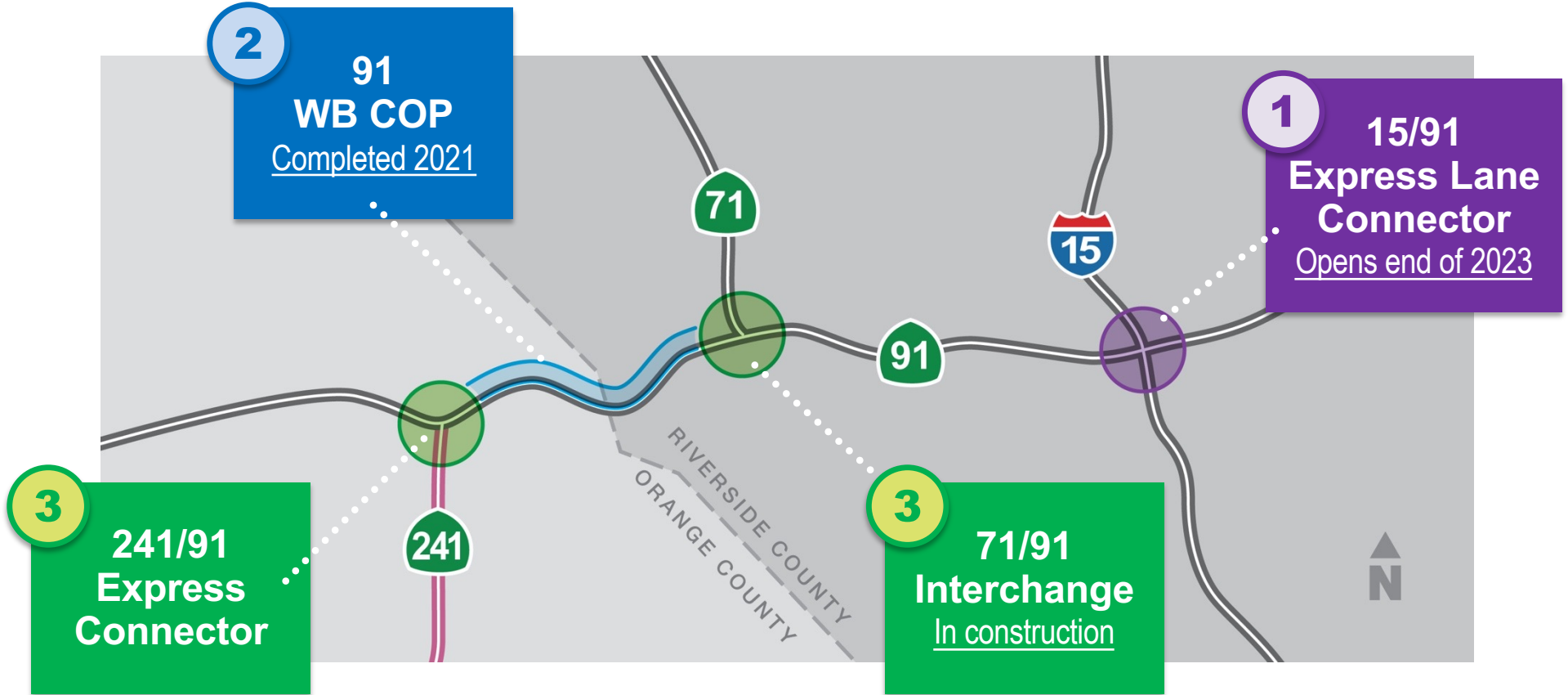
---

*Transportation Corridor Agencies*

- Includes agreed SR 91 Corridor projects and sequencing
- Guidelines to deliver 241/91 Express Connector
- TCA, OCTA, RCTC Boards agree with Caltrans support
- Allows for the master and operations agreements to move forward
- Commits to minimize impacts to 91 Express Lanes

# 2019 Term Sheet – SR 91 Project Sequencing

Transportation Corridor Agencies





# Regional Mobility Benefits

*Transportation Corridor Agencies*

- Express Connector provides new regional mobility choice
- Travel time savings on both 241 and 91
- Shortens queues
- Improves safety



# How Does 241/91 Express Connector Improve Traffic Flow?


*Transportation Corridor Agencies*



# Project Saves Time in SR 91 General Purpose Lanes

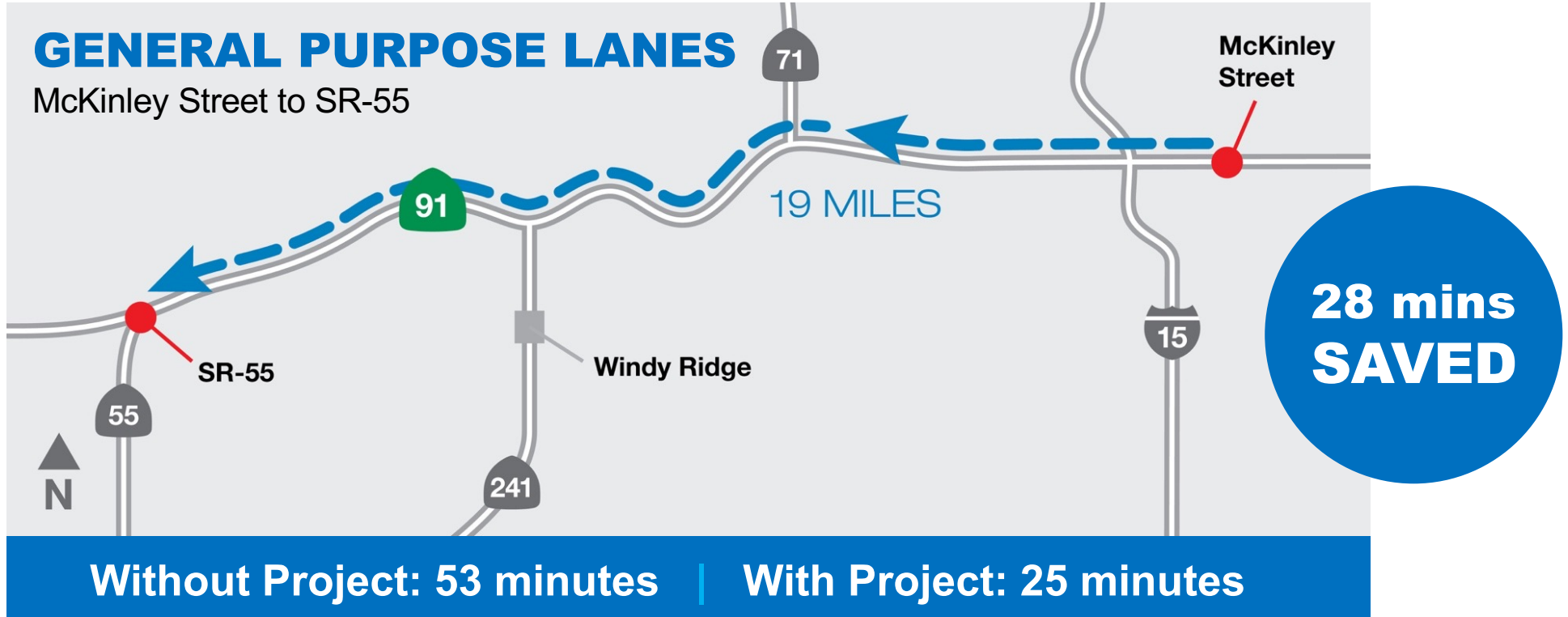
Transportation Corridor Agencies

Traffic analysis shows for full length trips between SR 55 and McKinley, the **average** travel time savings are:



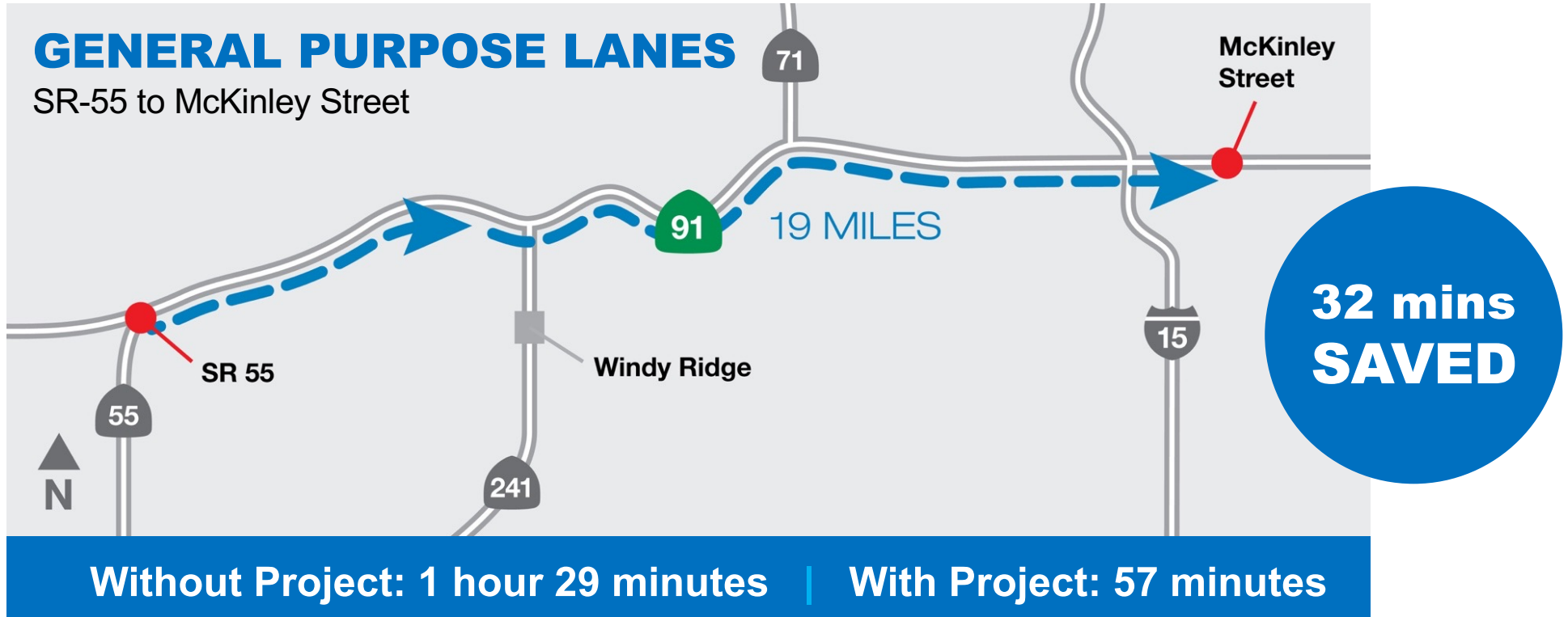
# Travel Time Savings: Westbound 91 at 8:00 a.m.

Transportation Corridor Agencies



# Travel Time Savings: Eastbound 91 at 6:00 p.m.

Transportation Corridor Agencies



# Northbound SR 241 – Queue

Transportation Corridor Agencies

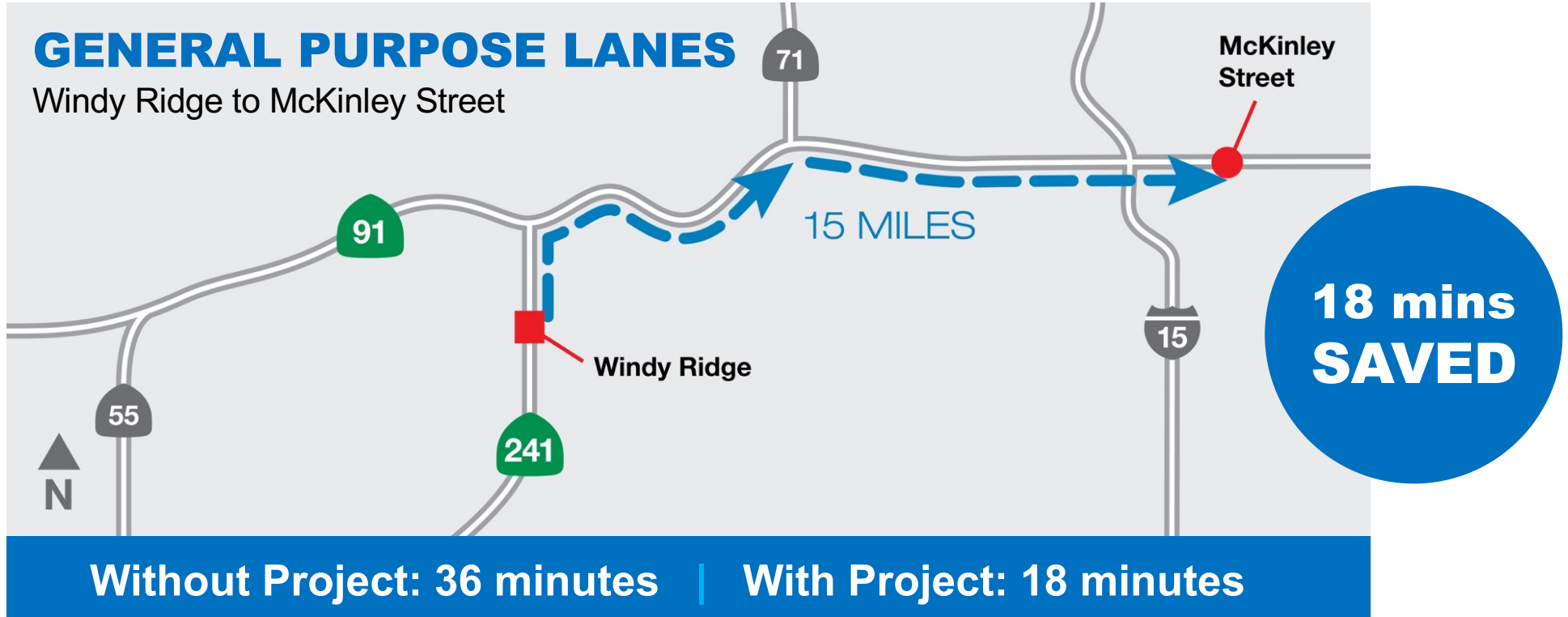
## Daily Peak Queue Shortened

- Without project
  - Three to four-mile queue
- With project
  - One-mile queue
- Average travel time savings via NB 241 existing ramp: **18 minutes**
- Some peak hour savings are greater



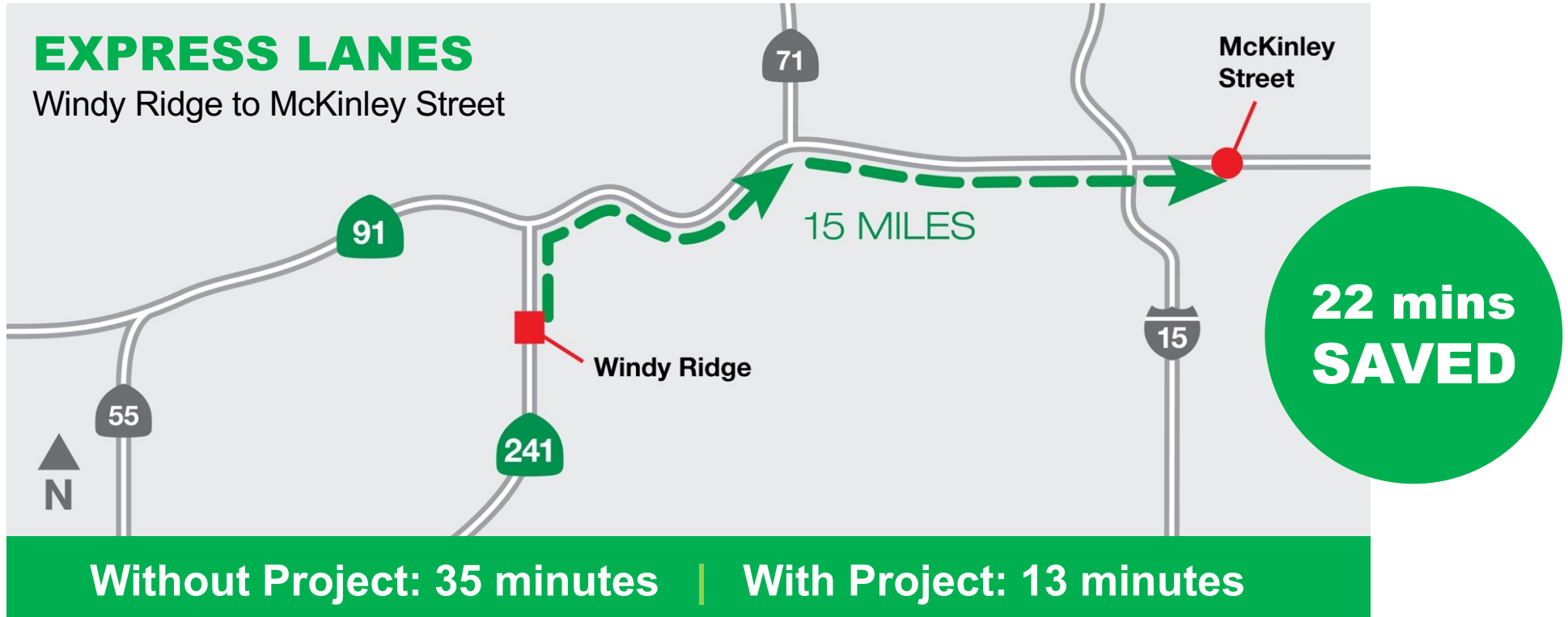
# Travel Time Savings: Eastbound 91 at 6:00 p.m.

Transportation Corridor Agencies



# Travel Time Savings: Eastbound 91 at 6:00 p.m.

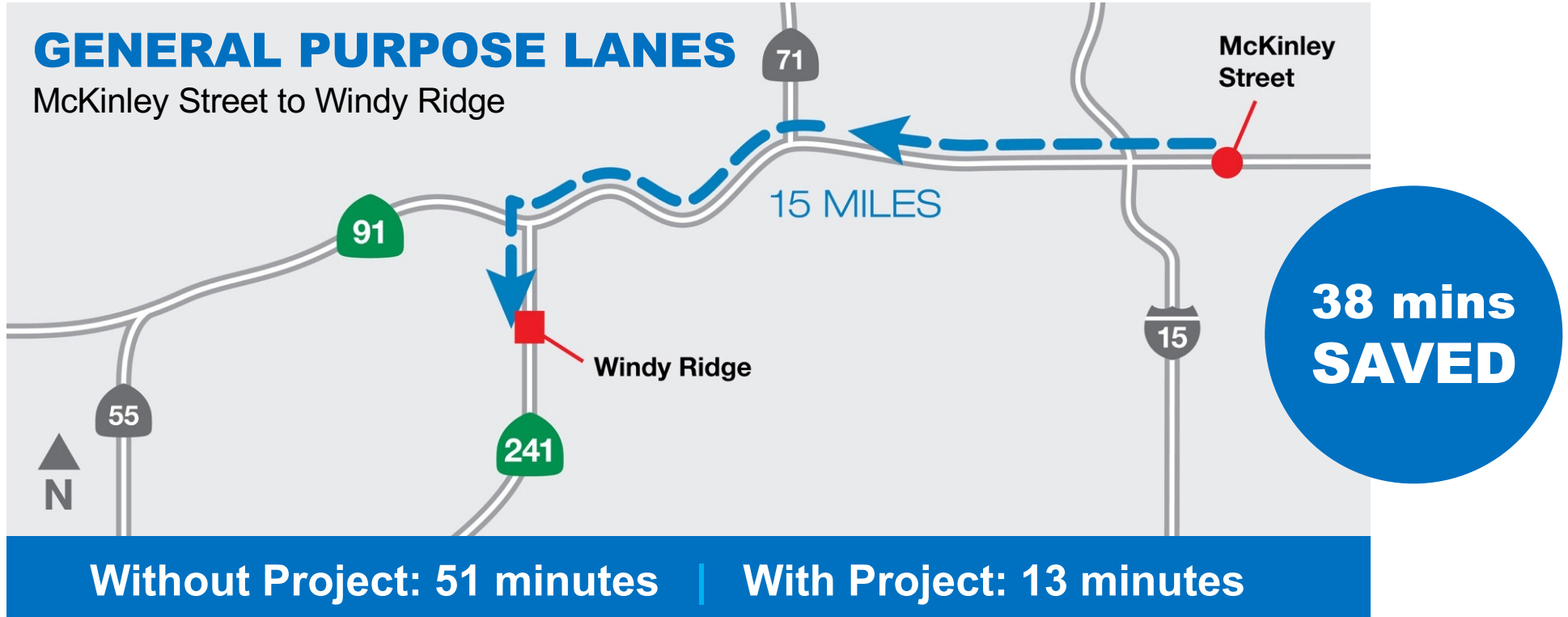
Transportation Corridor Agencies





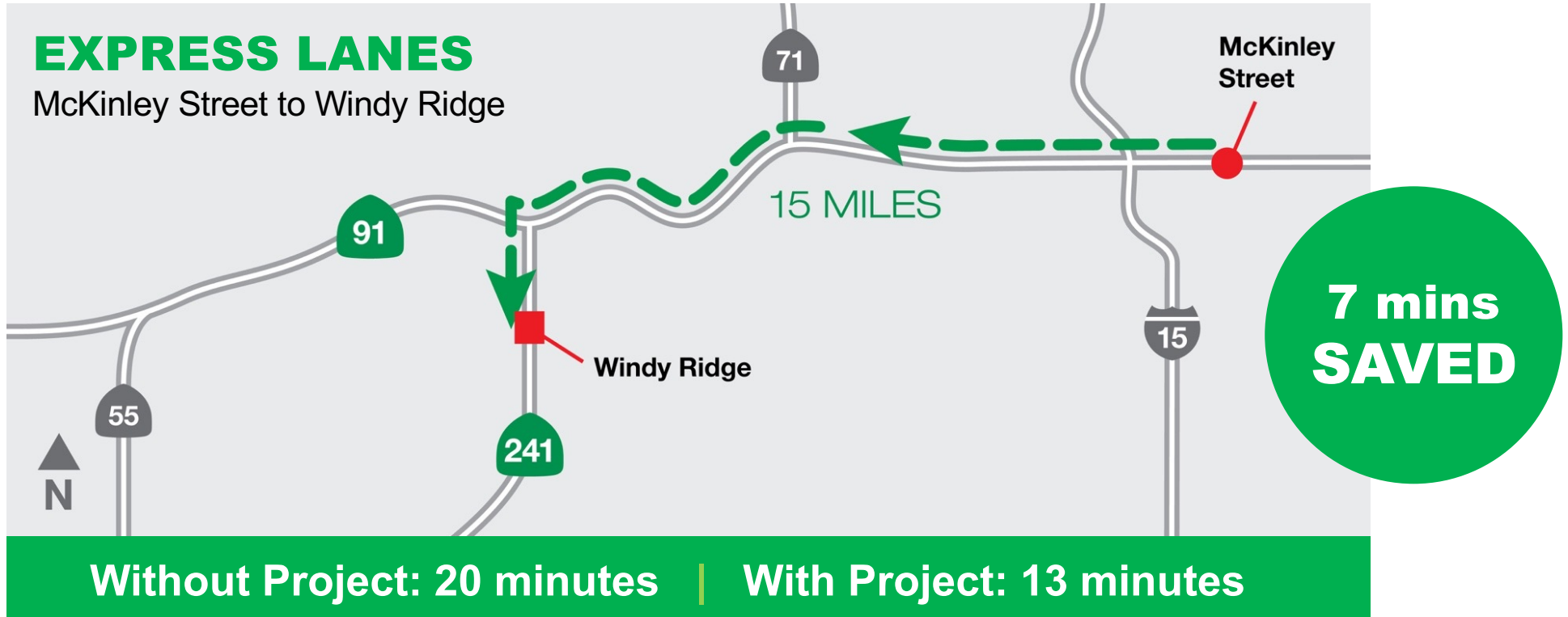
# Travel Time Savings: Westbound 91 at 8:00 a.m.

Transportation Corridor Agencies



# Travel Time Savings: Westbound 91 at 8:00 a.m.

Transportation Corridor Agencies



# Opening Day Toll Rates – 91 W to 241 S

*Transportation Corridor Agencies*

- Off-peak toll rate: **\$2.00**
- Peak toll rate (a.m.): **\$5.15**
- Tolls dynamically priced
- Toll pricing maintains free-flow conditions in the 91 Express Lanes

Hour	Monday Friday	Saturday	Sunday
12:00 AM	\$2.00	\$2.00	\$2.00
1:00 AM	\$2.00	\$2.00	\$2.00
2:00 AM	\$2.00	\$2.00	\$2.00
3:00 AM	\$2.00	\$2.00	\$2.00
4:00 AM	\$2.00	\$2.00	\$2.00
5:00 AM	\$2.65	\$2.00	\$2.00
6:00 AM	\$4.20	\$2.00	\$2.00
7:00 AM	<b>\$5.15</b>	\$2.00	\$2.00
8:00 AM	\$4.50	\$2.00	\$2.00
9:00 AM	\$3.10	\$2.00	\$2.00
10:00 AM	\$2.30	\$2.00	\$2.00
11:00 AM	\$2.00	\$3.00	\$3.00
12:00 PM	\$2.00	\$3.00	\$3.50
1:00 PM	\$2.00	\$3.00	\$3.00
2:00 PM	\$2.10	\$3.00	\$3.00
3:00 PM	\$2.55	\$3.00	\$3.00
4:00 PM	\$2.65	\$3.00	\$3.00
5:00 PM	\$2.55	\$3.00	\$3.00
6:00 PM	\$2.00	\$2.00	\$2.00
7:00 PM	\$2.00	\$2.00	\$2.00
8:00 PM	\$2.00	\$2.00	\$2.00
9:00 PM	\$2.00	\$2.00	\$2.00
10:00 PM	\$2.00	\$2.00	\$2.00
11:00 PM	\$2.00	\$2.00	\$2.00

# Opening Day Toll Rates – 241 N to 91 E

Transportation Corridor Agencies

- Off-peak toll rate: **\$2.00**
- Peak toll rate (p.m.): **\$7.75**
- Tolls dynamically priced
- Toll pricing maintains free-flow conditions in the 91 Express Lanes

Hour	Monday Thursday	Friday	Saturday	Sunday
12:00 AM	\$2.00	\$2.00	\$2.00	\$2.00
1:00 AM	\$2.00	\$2.00	\$2.00	\$2.00
2:00 AM	\$2.00	\$2.00	\$2.00	\$2.00
3:00 AM	\$2.00	\$2.00	\$2.00	\$2.00
4:00 AM	\$2.00	\$2.00	\$2.00	\$2.00
5:00 AM	\$2.00	\$2.00	\$2.00	\$2.00
6:00 AM	\$2.00	\$2.00	\$2.00	\$2.00
7:00 AM	\$2.00	\$3.20	\$2.00	\$2.00
8:00 AM	\$2.40	\$3.20	\$2.00	\$2.00
9:00 AM	\$2.00	\$3.20	\$2.00	\$2.00
10:00 AM	\$2.00	\$3.45	\$2.00	\$2.00
11:00 AM	\$2.00	\$4.05	\$3.00	\$2.00
12:00 PM	\$3.00	\$5.30	\$3.00	\$2.00
1:00 PM	\$4.05	<b>\$7.75</b>	\$3.50	\$2.00
2:00 PM	\$6.85	\$7.20	\$3.50	\$2.00
3:00 PM	\$7.20	\$6.85	\$4.50	\$2.00
4:00 PM	\$5.95	\$6.85	\$4.50	\$2.00
5:00 PM	\$5.95	\$6.40	\$4.50	\$2.00
6:00 PM	\$4.95	\$5.30	\$3.00	\$2.00
7:00 PM	\$3.45	\$4.05	\$2.00	\$2.00
8:00 PM	\$2.00	\$3.20	\$2.00	\$2.00
9:00 PM	\$2.00	\$2.00	\$2.00	\$2.00
10:00 PM	\$2.00	\$2.00	\$2.00	\$2.00
11:00 PM	\$2.00	\$2.00	\$2.00	\$2.00

# 241/91 Express Connector Project Benefits

*Transportation Corridor Agencies*

- **Travel time savings for:**
  - SR 91 Corridor GP\* users
  - 91 Express lanes users
  - 241/91 GP\* connector users
  - 241/91 Express Connector users
- **Supports high occupancy vehicles**
- **No impact to 91 Express Lanes operations**
- **Project is cash funded by TCA**



\*General Purpose

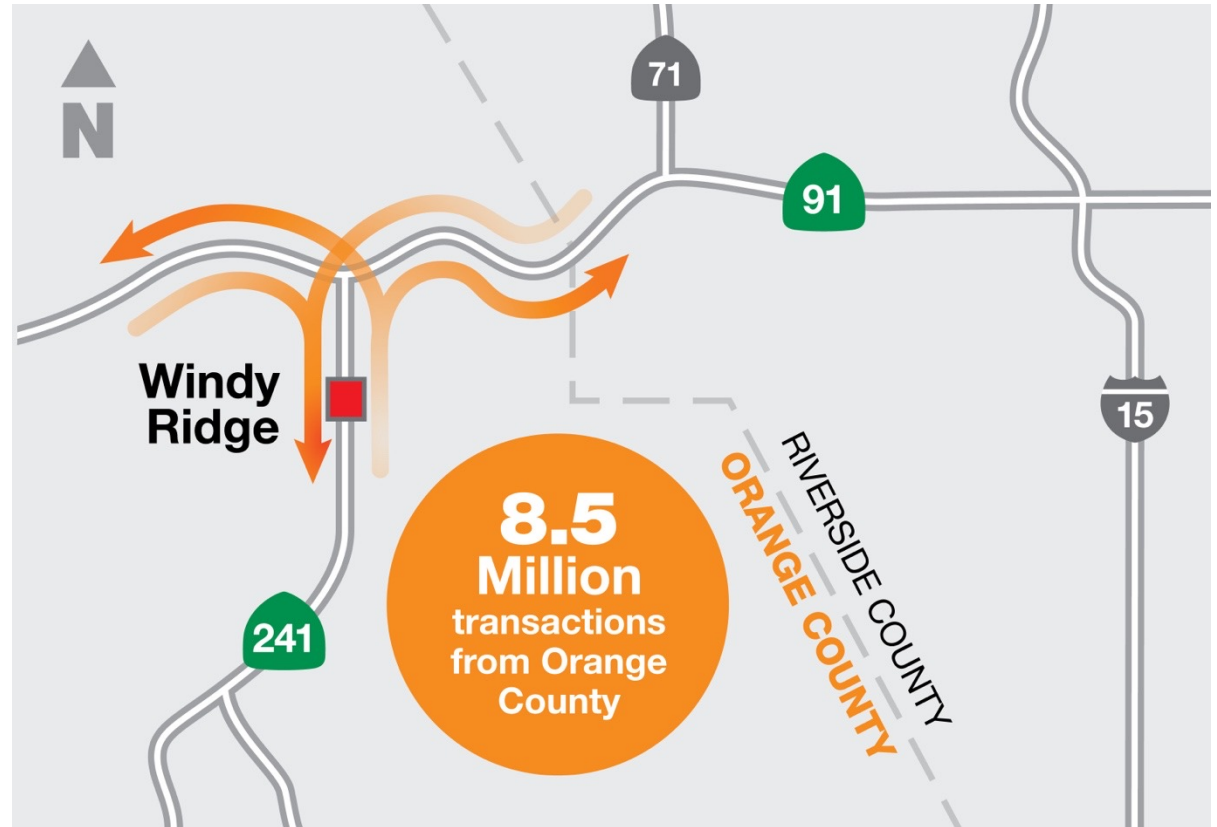


# Community Input

# Regional Connectivity

Transportation Corridor Agencies

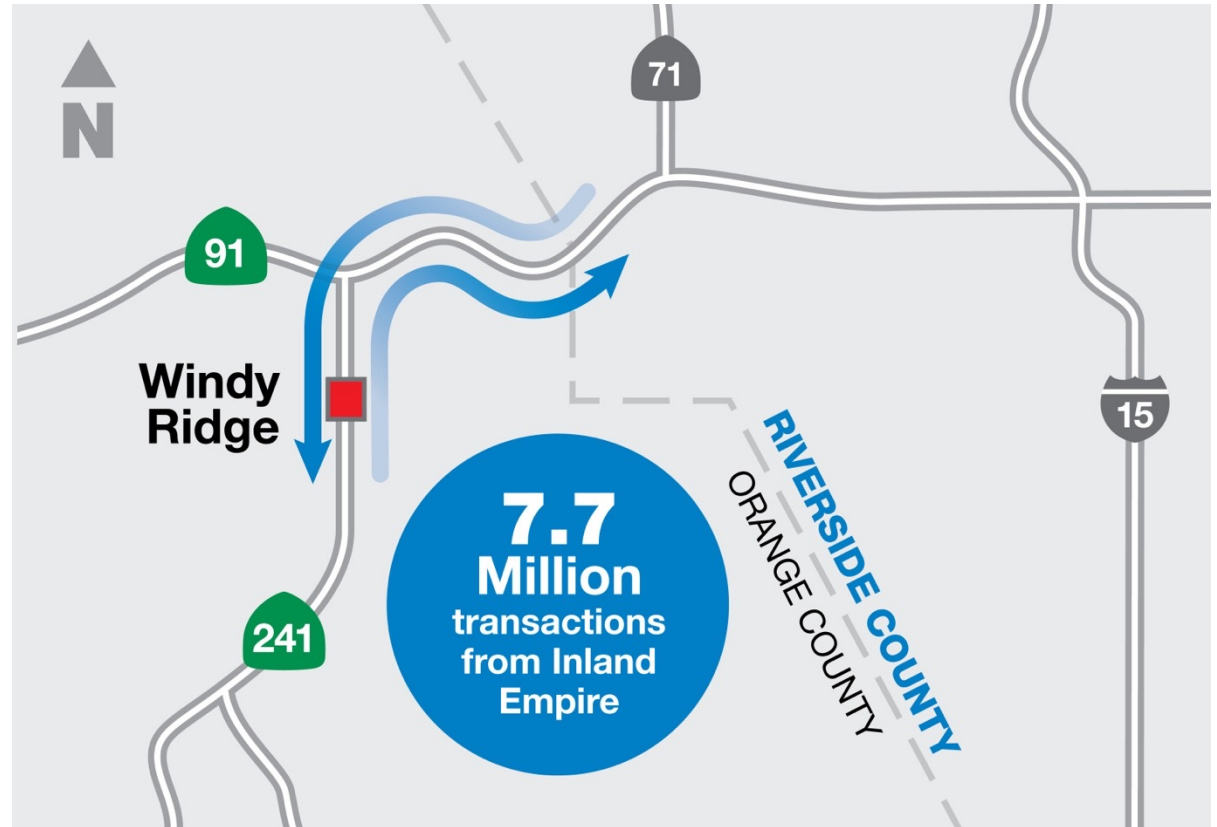
- 19 million transactions in FY23
- 45% of transactions have zip codes in Orange County
- Includes daily and weekend commuters



# Regional Connectivity

Transportation Corridor Agencies

- 19 million annual transactions in FY23
- 41% of transactions have zip codes in Riverside and San Bernardino counties
- Significant daily commuters from IE to OC





# Community Input

Transportation Corridor Agencies



“When will it be built?”

“I have family in Corona, I’m excited for the project”

“How much will the toll be?”

“Why wasn’t this built sooner?”

“I can’t wait to use it.”

“I hate the back up on the 241!”

# Community Input: Social Media




**[redacted]** +4 • 1 yr. ago

A large number of people who are already using the 241 (and thus paying a toll) are trying to get to the far left on eastbound 91 to access the Express lanes there. This project is long overdue, but it should help:

<https://thetollroads.com/about/projects/241-91-connector>

3 Reply Share ...



**[redacted]**  
I can't wait till there is some kind of relief on the 241 to the 91 east merger @thetollroads

28w Reply Message ...

# Community Input: Social Media

The image shows a speech bubble containing three social media posts. Each post includes a profile picture, a name, a text comment, and interaction icons (likes, replies, shares).

**Post 1:** Profile picture: a globe. Name: *[Redacted]*. Text: "I hate that you can't get into the express lanes from 241. It's ridiculous." Interaction: 6 likes, Reply, Share, and a menu icon.

**Post 2:** Profile picture: a pink character. Name: *[Redacted]*. Text: "They're going to build a bridge that connects the 241 to the express lanes. Part of what causes traffic is all the cars from the 241 merging across the whole 91 to get to the express lane" Interaction: 5 likes, Reply, Share, and a menu icon.

**Post 3:** Profile picture: a blue character. Name: *[Redacted]*. Text: "Someday hopefully - <https://www.thetollroads.com/about-tca/projects/241-91-express-connector/>" Interaction: 5 likes, Reply, Share, and a menu icon.



# Progress, Status and Next Steps

# TCA Efforts Since 2019 Term Sheet

---

*Transportation Corridor Agencies*

- **Over 160** Partner Agency Meetings
  - Executive, Management, Technical (operations, pricing, finance, design)
  - Working through policy and technical items
- **Over 70** Traffic Operations Analyses Tasks
- Traffic and Revenue Updates
- CTC Coordination on Tolling Authority Approval Process
- Draft Final Master Agreement
- Working on the Operations Agreement

# 241/91 Express Connector Project Accommodations

---

*Transportation Corridor Agencies*

- Added County Line egress to simplify operations
- Agreed to approval of dynamic pricing parameters by OCTA/RCTC
- Added toll connector meter as a backstop to dynamic pricing
- Accommodated a future eastbound 6th lane on SR 91
- Request to reimburse OCTA/RCTC project development costs
- RCTC \$10 Million request for project at McKinley
  - Subject to F/ETCA Board approval

# 241/91 Express Connector Ready to Construct

*Transportation Corridor Agencies*



Term Sheet (Approved 2019)



Environmental Document (Approved 2020)



100% Design Package (Approved by Fall 2023)



100% Cash Funded by TCA



Demand for project



Support from public

# Partner Agency Comments

*Transportation Corridor Agencies*

Comment	Response
Questionable Benefits	✓ Travel time savings for 91 General purpose users, 91 Express lanes users, 241/91 connector users
High Toll Rates	✓ Pricing manages demand onto 91 Express Lanes
Control of Net Revenues	✓ TCA 100% funding the project
Operations	✓ Dynamically priced, toll connector meter, input from partner agencies
Negative Impact to 91 Express Lanes	✓ No impact to 91 Express Lanes
Needs CTC Tolling Authority Approval	✓ Letter from CTC



# Time is of the Essence

---

*Transportation Corridor Agencies*

- Timely and cooperatively complete agreements
  - Master Agreement Approval
  - Operations Agreement Approval
- Project Construction could begin early 2024